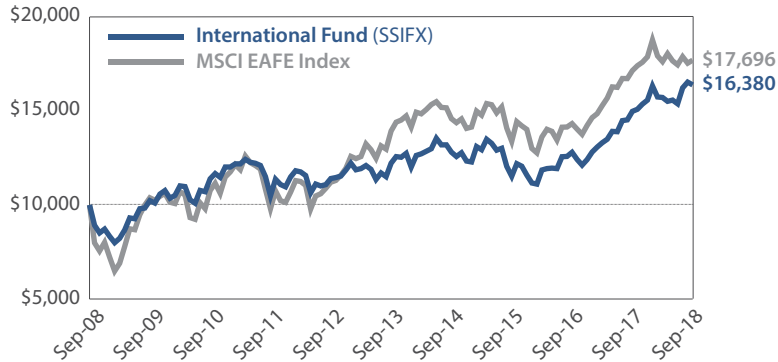




International Fund

September 30, 2018

Growth of \$10,000



This chart illustrates the performance of a hypothetical \$10,000 invested at the beginning of the period and redeemed at the end of the period, and assumes reinvestment of all dividends and capital gains.

Fund Facts & Stats	Investor Shares	Z Shares
Net Assets:	\$43.86 million	\$21.67 million
Ticker:	SSIFX	SIFZX
CUSIP:	804096501	804096865
Inception:	Sep. 28, 1995	June 2, 2017
Minimum Initial Investment:	\$1,000	\$1,000
30-Day Yield:	0.76%	1.00%

Portfolio Manager

Adviser: Saturna Capital Corp.  
 Portfolio Manager: Deputy Portfolio Manager:



Nick Kaiser MBA, CFA®



Scott Klimo CFA®

Investment Style

**Targeted** to investors seeking long-term capital growth  
 Generally **large-cap**, but can invest in any capitalization foreign stocks

**Diversified** across industries, companies, and countries

**Value** investment style, favoring income-producing securities of more seasoned companies

**Actively managed** by the award-winning, values-based, global expertise of Saturna Capital

Average Annual Total Returns (Before Taxes)	1 Year	3 Year	5 Year	10 Year	Expense Ratio
International Fund Investor Shares (SSIFX)	9.38% ▲	12.43% ▲	6.04% ▲	5.06% ▲	1.04%
International Fund Z Shares (SIFZX)	9.71% ▲	n/a	n/a	n/a	0.79%
MSCI EAFE Index	3.25% ▲	9.78% ▲	4.91% ▲	5.87% ▲	n/a

Expense ratio shown is as stated in the Fund's most recent Prospectus, dated March 28, 2018.

**Performance data quoted herein represents past performance, which is no guarantee of future results.** Investment return and principal value of an investment will fluctuate so that an investor's shares, when redeemed, may be worth more or less than their original cost. Current performance may be higher or lower than the performance data quoted herein. Performance current to the most recent month-end can be obtained by visiting [www.sextantfunds.com](http://www.sextantfunds.com) or calling toll-free 1-800-728-8762. The Sextant International Fund cannot guarantee that its investment objective will be met. Securities of the Fund are offered and sold only through the prospectus or summary prospectus.

A Fund's 30-Day Yield, sometimes referred to as "standardized yield" or "SEC yield," is calculated by dividing the net investment income per share during the preceding 30 days by the net asset value per share on the last day of the period. The 30-Day Yield provides an estimate of a Fund's investment income rate, but may not equal the actual income distribution rate.

**Please consider an investment's objectives, risks, charges, and expenses carefully before investing. For this and other important information about the Sextant International Fund, please obtain and carefully read a free prospectus or summary prospectus from your financial adviser, at [www.sextantfunds.com](http://www.sextantfunds.com), or by calling toll-free 1-800-728-8762.**

Z Shares of the Sextant International Fund began operations June 2, 2017.

Distributor: Saturna Brokerage Services, a wholly-owned subsidiary of Saturna Capital and member FINRA / SIPC.

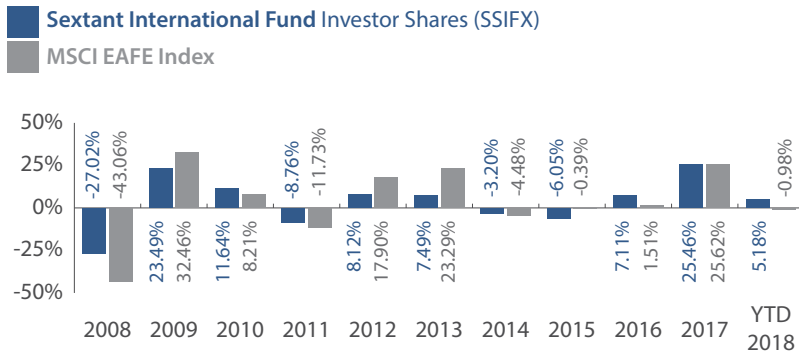
The MSCI EAFE Index is an international index focused on Europe, Australasia, and the Far East. Investors cannot invest directly in the indices.



## International Fund

September 30, 2018

### Annual Total Returns (Before Taxes):



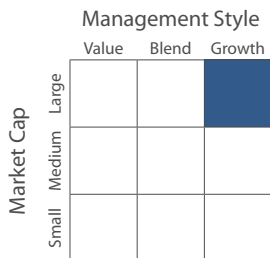
Best Quarter: Q3 2010 +12.85%

Worst Quarter: Q3 2011 -14.18%

### Top 10 Holdings

Top 10 Holdings	% of Net Assets
Wolters Kluwer	9.5%
Dassault Systemes ADR	7.8%
NICE Systems ADR	7.0%
Belmond, Class A	6.2%
ASML Holding NY	5.7%
BASF ADR	5.4%
MercadoLibre	5.2%
Toronto-Dominion Bank	4.6%
Fomento Economico Mex ADR (FEMSA)	4.5%
Novartis ADR	4.3%
<b>Total</b>	<b>60.2%</b>

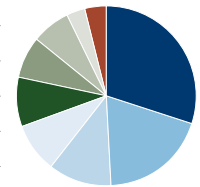
### Equity Style Analysis



Source: Morningstar, Inc.

### Sector Allocation

Technology	30.0%
Consumer Discretionary	19.4%
Health Care	11.3%
Financial	9.0%
Consumer Staples	8.7%
Materials	7.6%
Communications	6.8%
Energy	3.3%
Cash and equivalents	3.9%



Sector weightings are shown as a percentage of total net assets.

Performance data quoted herein represents past performance, which is no guarantee of future results.

### A Few Words About Risk:

The value of Sextant International Fund shares rises and falls as the value of the securities in which the Fund invests goes up and down. Only consider investing in the Fund if you are willing to accept the risk that you may lose money.

Investing in the Fund involves risks not typically associated with investing in US securities. These risks include fluctuations in currency exchange rates, less public information about securities, less governmental market supervision, and lack of uniform financial, social, and political standards.