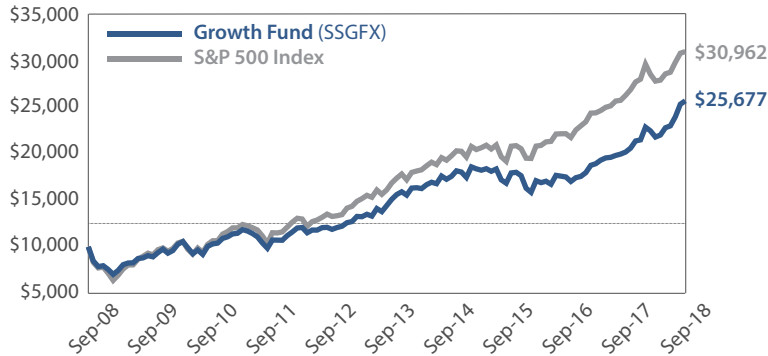




## Growth Fund

September 30, 2018

### Growth of \$10,000



This chart illustrates the performance of a hypothetical \$10,000 invested at the beginning of the period and redeemed at the end of the period, and assumes reinvestment of all dividends and capital gains.

### Portfolio Manager

Adviser: Saturna Capital Corp.

Portfolio Manager:



Scott Klimo CFA®

### Investment Style

**Targeted** to investors seeking long-term capital growth  
Generally **large-cap**, but can invest in any capitalization domestic stocks

**Diversified** across industries and companies

**Actively managed** by the award-winning, values-based, global expertise of Saturna Capital

Fund Facts & Stats	Investor Shares	Z Shares
Net Assets:	\$6.70 million	\$37.64 million
Ticker:	SSGFX	SGZFX
CUSIP:	804096105	804096873
Inception:	Apr. 1, 1987 <sup>1</sup>	June 2, 2017
Minimum Initial Investment:	\$1,000	\$1,000
30 Day Yield:	0.00%	0.08%

<sup>1</sup> The Sextant Growth Fund began operation under its current objective Sept. 28, 1995. Previously, it was the Northwest Growth Fund.

Average Annual Total Returns (Before Taxes)	1 Year	3 Year	5 Year	10 Year	Expense Ratio
Growth Fund Investor Shares (SSGFX)	27.30% ▲	15.13% ▲	12.21% ▲	9.89% ▲	0.76%
Growth Fund Z Shares (SGZFX)	27.59% ▲	n/a	n/a	n/a	0.51%
S&P 500 Index	17.91% ▲	17.33% ▲	13.96% ▲	11.97% ▲	n/a

Expense ratio shown is as stated in the Fund's most recent Prospectus, dated March 28, 2018.

**Performance data quoted herein represents past performance, which is no guarantee of future results.** Investment return and principal value of an investment will fluctuate so that an investor's shares, when redeemed, may be worth more or less than their original cost. Current performance may be higher or lower than the performance data quoted herein. Performance current to the most recent month-end can be obtained by visiting [www.sextantfunds.com](http://www.sextantfunds.com) or calling toll-free 1-800-728-8762. The Sextant Growth Fund cannot guarantee that its investment objective will be met. Securities of the Fund are offered and sold only through the prospectus or summary prospectus.

A Fund's 30-Day Yield, sometimes referred to as "standardized yield" or "SEC yield," is calculated by dividing the net investment income per share during the preceding 30 days by the net asset value per share on the last day of the period. The 30-Day Yield provides an estimate of a Fund's investment income rate, but may not equal the actual income distribution rate.

**Please consider an investment's objectives, risks, charges, and expenses carefully before investing. For this and other important information about the Sextant Growth Fund, please obtain and carefully read a free prospectus or summary prospectus from your financial adviser, at [www.sextantfunds.com](http://www.sextantfunds.com), or by calling toll-free 1-800-728-8762.**

Z Shares of the Sextant Growth Fund began operations June 2, 2017.

Distributor: Saturna Brokerage Services, a wholly-owned subsidiary of Saturna Capital and member FINRA / SIPC.

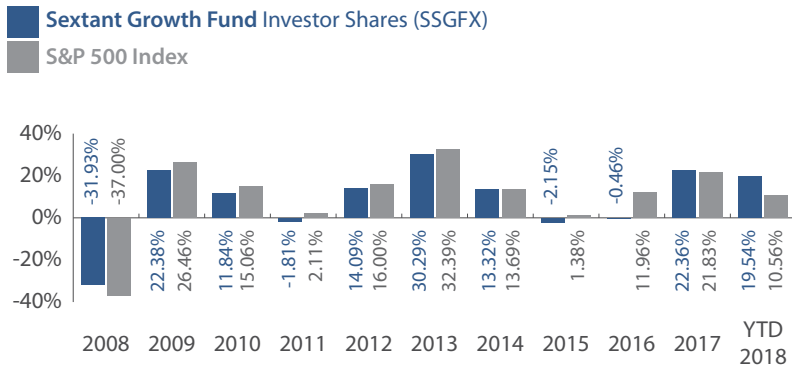
The S&P 500 is an index comprised of 500 widely held common stocks considered to be representative of the US stock market in general. Investors cannot invest directly in the indices.



## Growth Fund

September 30, 2018

### Annual Total Returns (Before Taxes):

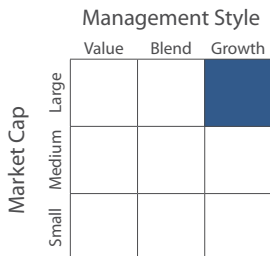


Best Quarter: Q1 2012 +12.31%

Worst Quarter: Q4 2008 -20.39%

### Morningstar Portfolio Analysis

#### Equity Style Analysis



Source: Morningstar, Inc.

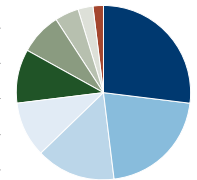
### Top 10 Holdings

Top 10 Holdings	% of Net Assets
Apple	7.3%
Amazon.com	6.9%
Adobe Systems	6.7%
Alphabet, Class A	5.4%
Microsoft	4.9%
Mastercard, Class A	4.5%
Abbott Laboratories	3.4%
JP Morgan Chase	3.3%
Home Depot	2.9%
Stanley Black & Decker	2.9%

**Total** 48.2%

### Sector Allocation

Consumer Discretionary	27.0%	
Technology	21.2%	
Financial	14.8%	
Health Care	10.2%	
Communications	10.0%	
Industrials	7.9%	
Materials	4.4%	
Consumer Staples	2.6%	
Cash and equivalents	1.9%	



Sector weightings are shown as a percentage of total net assets.

Performance data quoted herein represents past performance, which is no guarantee of future results.

#### A Few Words About Risk:

The value of Sextant Growth Fund shares rises and falls as the value of the securities in which the Fund invests goes up and down. Only consider investing in the Fund if you are willing to accept the risk that you may lose money.

Equity securities may experience significant volatility in response to economic or market conditions or adverse events that affect a particular industry, sector, or company. Larger companies may have slower rates of growth as compared to smaller, faster-growing companies. Smaller companies may have more limited financial resources, products, or services, and tend to be more sensitive to changing economic or market conditions. The Fund also tends to favor growth stocks, which tend to trade based on future earnings expectations, and may be more volatile than slower-growing value stocks, especially when market expectations are not met.