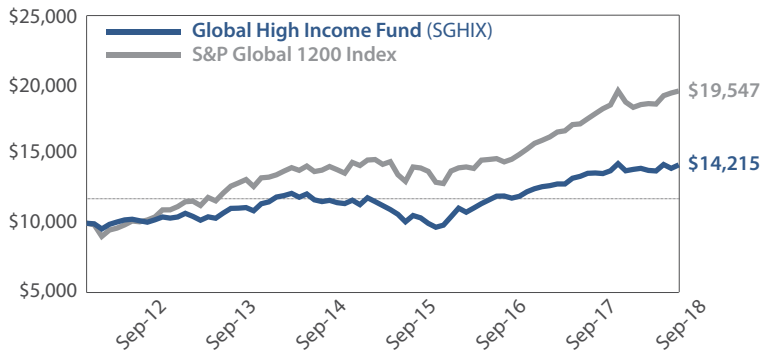




Global High Income Fund

September 30, 2018

Growth of \$10,000



This chart illustrates the performance of a hypothetical \$10,000 invested at the beginning of the period and redeemed at the end of the period, and assumes reinvestment of all dividends and capital gains.

Fund Facts & Stats

Net Assets:	\$9.35 million
Ticker:	SGHIX
CUSIP:	804096709
Inception:	Mar. 30, 2012
Minimum Initial Investment:	\$1,000
30-Day Yield:	3.27%

Portfolio Managers

Adviser: Saturna Capital Corp.
Portfolio Manager: Deputy Portfolio Manager:



Bryce Fegley CFA, CIPM



Patrick Drum MBA, CFA, CFP®

Investment Style

Targeted to investors seeking high current income
Flexible allocation of stocks and bonds
Global scope, with a maximum of 50% US issuers
Diversified across markets, asset classes, countries, currencies, and industries
Balanced approach moderated by secondary objective of capital preservation
Actively managed by the award-winning, values-based, global expertise of Saturna Capital

Average Annual Total Returns (Before Taxes)	1 Year	3 Year	5 Year	10 Year	Expense Ratio	
					Gross	Net
Global High Income Fund (SGHIX)	4.48% ▲	12.04% ▲	5.77% ▲	n/a	1.06%	0.75%
S&P Global 1200 Index	11.40% ▲	14.51% ▲	9.92% ▲	9.13% ▲	n/a	n/a
Bloomberg Global High Yield Corporate Bond Index	1.72% ▲	7.62% ▲	4.64% ▲	9.24% ▲	n/a	n/a

Expense ratio shown is as stated in the Fund's most recent Prospectus dated March 28, 2018. Saturna Capital, the Fund's adviser, has voluntarily capped actual expenses at 0.75% through March 31, 2019.

Performance data quoted herein represents past performance, which is no guarantee of future results. Investment return and principal value of an investment will fluctuate so that an investor's shares, when redeemed, may be worth more or less than their original cost. Current performance may be higher or lower than the performance data quoted herein. Performance current to the most recent month-end can be obtained by visiting www.sextantfunds.com or calling toll-free 1-800-728-8762. The Sextant Global High Income Fund cannot guarantee that its investment objective will be met. Securities of the Fund are offered and sold only through the prospectus or summary prospectus.

A Fund's 30-Day Yield, sometimes referred to as "standardized yield" or "SEC yield," is calculated by dividing the net investment income per share during the preceding 30 days by the net asset value per share on the last day of the period. The 30-Day Yield provides an estimate of a Fund's investment income rate, but may not equal the actual income distribution rate. Without the voluntary expense cap, the 30-Day Yield for Sextant Global High Income Fund would have been 3.27%.

Please consider an investment's objectives, risks, charges, and expenses carefully before investing. For this and other important information about the Sextant Global High Income Fund, please obtain and carefully read a free prospectus or summary prospectus from your financial adviser, at www.sextantfunds.com, or by calling toll-free 1-800-728-8762.

Distributor: Saturna Brokerage Services, a wholly-owned subsidiary of Saturna Capital and member FINRA / SIPC.

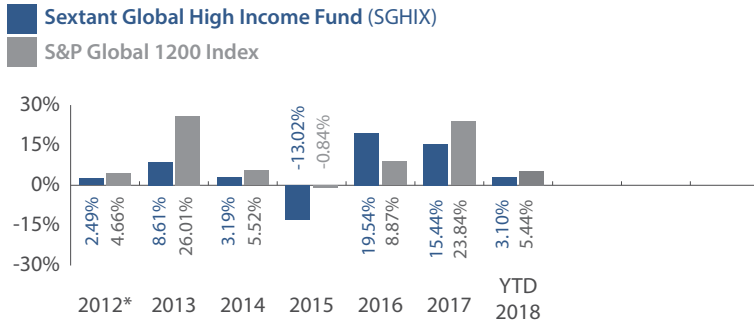
The S&P Global 1200 Index is a global stock market index covering nearly 70% of the world's equity markets. The Bloomberg Global High Yield Corporate Bond Index is a rules-based, market-value weighted index engineered to measure the non-investment grade, fixed-rate, taxable, global corporate bond market. Investors cannot invest directly in the indices.



Global High Income Fund

September 30, 2018

Annual Total Returns (Before Taxes):

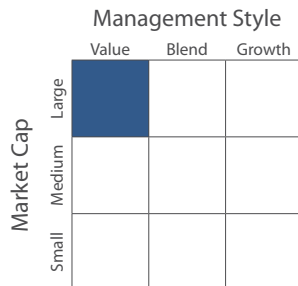


* For the period 3/30/2012 (the Fund's inception) through 12/31/2012, and not annualized.

Best Quarter: Q3 2016 +7.68%

Worst Quarter: Q3 2015 -10.38%

Equity Style Analysis



Source: Morningstar, Inc.

Performance data quoted herein represents past performance, which is no guarantee of future results.

A Few Words About Risk:

Investment in the Sextant Global High Income Fund entails the risks of both equity and debt securities, although it seeks to mitigate these risks through a widely diversified portfolio that includes foreign and domestic stocks and bonds. The value of Sextant Global High Income Fund shares rises and falls as the value of the securities in which the Fund invests goes up and down. Only consider investing in the Fund if you are willing to accept the risk that you may lose money.

The Fund invests in the securities of foreign issuers, which are subject to political, regulatory, market, and economic uncertainties.

The Fund invests in bonds which entail interest rate risk, generally falling in price when rates increase. Bonds also entail credit risk, which is the possibility that a bond will not pay interest or principal when due.

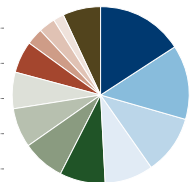
The Fund invests in high-yield securities, which can be speculative in nature. High-yield bonds may have low or no ratings and may be considered "junk bonds." The prices of high-yield securities generally fluctuate more than those of higher quality. High-yield securities are generally more illiquid (harder to sell) and harder to value.

Top 10 Holdings

		% of Net Assets
United States Treasury Bond	Bond	6.7%
Mexico Bonos Desarrollo	Bond	4.7%
Equinor ASA ADR	Equity	3.6%
CNOOC ADR	Equity	3.6%
Microchip Technology	Equity	3.4%
BHP Billiton (Australia) ADR	Equity	3.2%
VF	Equity	3.0%
South32 ADR	Equity	2.9%
T-Mobile	Bond	2.8%
Royal Dutch Shell ADR, Class A	Equity	2.8%
Total		36.7%

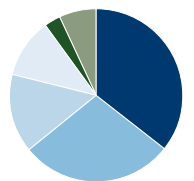
Sector Allocation

Energy	15.8%
Financial	13.7%
Materials	10.8%
Technology	9.0%
Foreign Government Bonds	8.2%
Consumer Discretionary	7.8%
Communications	7.2%
Government Bonds	6.7%
Industrials	5.8%
Municipal Bonds	3.1%
Health Care	3.1%
Consumer Staples	2.0%
Cash and equivalents	6.8%



Security Allocation

Foreign Equity	35.7%
Corporate Debt	28.5%
Government Bonds	14.8%
Domestic Equity	11.1%
Municipal Bonds	3.1%
Cash and equivalents	6.8%



Sector and Security weightings are shown as a percentage of total net assets.