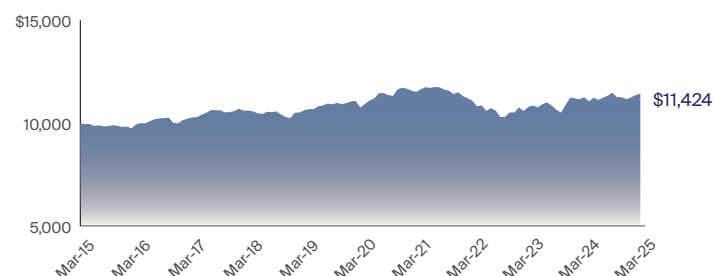


Facts & Characteristics

Total Net Assets	\$40.89 million
Ticker	SEBFX
CUSIP	804096881
Inception	Mar. 27, 2015
Minimum Investment	\$10,000 ²
30-Day Yield	4.62%
Unsubsidized 30-Day Yield	4.39%
Effective Duration	2.73 Years

Growth of \$10,000¹

Saturna Sustainable Bond Fund (SEBFX)



Average Annual Total Returns	Since Inception ³	1 Year	3 Year	5 Year	10 Year	Expense Ratio ⁴	
						Gross	Net ⁵
Saturna Sustainable Bond Fund (SEBFX)	1.34%	1.49%	1.00%	1.21%	1.34%	0.81%	0.65%
Bloomberg Global Aggregate Bond Index	0.61%	3.05%	-1.63%	-1.38%	0.61%	n/a	n/a
FTSE WorldBIG Bond Index	0.52%	3.20%	-1.49%	-1.61%	0.56%	n/a	n/a

(as of March 31, 2025, Net of Fees)

Top 10 Holdings

	% of Net Assets
State Street (5.560890% 06/15/2047)	4.43%
Munich RE (1.00% 05/26/2042)	4.35%
Masdar Abu Dhabi (4.875% 07/25/2029)	4.29%
Koninklijke KPN (8.375% 10/01/2030)	4.24%
Canadian Imperial Bank (4.375% 10/28/2080)	4.24%

	% of Net Assets
AXA (5.125% 01/17/2047)	4.16%
First Abu Dhabi Bank PJSC (5.125% 10/13/2027)	3.72%
United Utilities (6.875% 08/15/2028)	3.62%
Asian Development Bank (6.00% 02/05/2026)	3.59%
MAF Global Securities (7.875% 09/30/2072)	3.55%
Total	40.19%

Investment Style

The Saturna Sustainable Bond Fund actively seeks issuers that demonstrate sustainable financial characteristics as well as a commitment to identifying and managing environmental, social, and governance-related risks.

- Targeted to investors seeking **capital preservation** and **current income**
- Investment-grade** emphasis with the ability to invest across the credit spectrum, including high-yield
- Flexible** selection of duration, currencies, and issuer types
- Globally** diversified
- Screens exclude security issuers primarily engaged in higher ESG risk businesses; no **alcohol, tobacco, pornography, weapons, gambling, or fossil fuel extraction**
- Positive ESG factors considered include **resource efficiency, community and labor relations, board composition, and business ethics**
- Characteristics of financial sustainability include **management strength, low debt, and strong balance sheets**

Portfolio Managers



Patrick Drum MBA, CFA®, CFP®
Fixed Income Lead, Portfolio Manager

25 / Years of Experience 11 / Years at Saturna



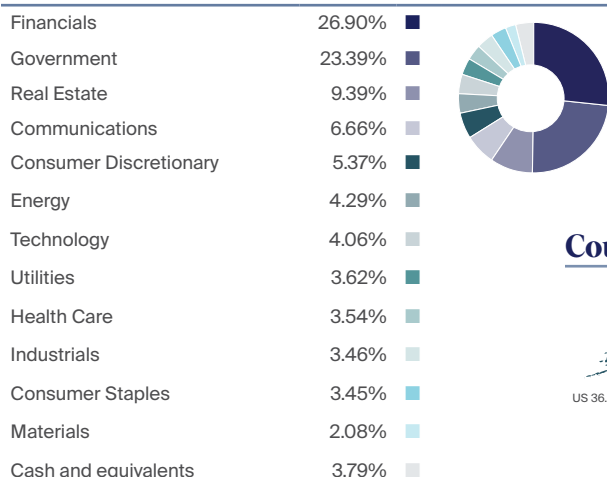
Elizabeth W. Alm CFA®
Senior Investment Analyst, Portfolio Manager

18 / Years of Experience 7 / Years at Saturna

Please consider an investment's objectives, risks, charges, and expenses carefully before investing. For this and other important information about the Saturna Sustainable Bond Fund, please obtain and carefully read a free prospectus or summary prospectus from your financial adviser, at www.saturnasustainable.com, or by calling toll-free 1-800-728-8762.

NOT FDIC INSURED | NOT BANK GUARANTEED | MAY LOSE VALUE

Sector Allocation

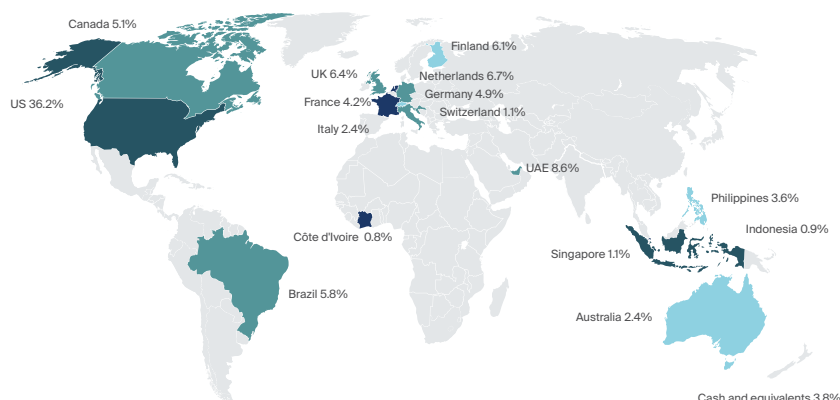


Morningstar Ratings™

Overall Rating™


Among 158 Global Bond Funds, based on risk-adjusted performance

Country Allocation



Important Disclaimers and Disclosures

¹ This chart illustrates the performance of a hypothetical \$10,000 invested at the beginning of the period and redeemed at the end of the period, and assumes reinvestment of all dividends and capital gains.

² The minimum investment requirement is waived for qualified retirement or benefit plans, including IRA, ESA, and HSA plans serviced as trustee by Saturna Trust Company.

³ Saturna Sustainable Bond Fund began operations March 27, 2015.

⁴ Expense ratio shown is as stated in the Fund's most recent Prospectus, dated March 31, 2025.

Performance data quoted herein represents past performance, which is no guarantee of future results. Investment return and principal value of an investment will fluctuate so that an investor's shares, when redeemed, may be worth more or less than their original cost. Current performance may be higher or lower than the performance data quoted herein. Performance current to the most recent month-end can be obtained by visiting www.saturnasustainable.com or calling toll-free 1-800-728-8762.

The Saturna Sustainable Bond Fund cannot guarantee that its investment objective will be met. Securities of the Fund are offered and sold only through the prospectus or summary prospectus.

A fund's 30-Day Yield, sometimes referred to as "standardized yield" or "SEC yield," is calculated by dividing the net investment income per share during the preceding 30 days by the net asset value per share on the last day of the period. The 30-Day Yield provides an estimate of a fund's investment income rate but may not equal the actual income distribution rate. Unsubsidized yield does not adjust for any fee waivers and/or expense reimbursements in effect.

All data as of March 31, 2025, unless otherwise noted.

Risks: The Saturna Sustainable Bond Fund limits the securities it purchases to those consistent with sustainable principles. This limits opportunities and may affect performance. Fund share prices, yields, and total returns will change with market fluctuations as well as the fortunes of the countries, industries, and companies in which it invests. The risks inherent in the Sustainable Bond Fund depend primarily on the terms and quality of the obligations in its portfolio, as well as on bond market conditions. When interest rates rise, bond prices fall. When interest rates fall, bond prices go up. Bonds with longer maturities usually are more sensitive to interest rate changes than bonds with shorter maturities. The Fund entails credit risk, which is the possibility that a bond will not be able to pay interest or principal when due. If the credit quality of a bond is perceived to decline, investors will demand a higher yield, which means a lower price on that bond to compensate for the higher level of risk. Issuers of high-yield securities are generally not as strong financially as those issuing higher quality securities. High-yield bonds may have low or no ratings, and may be considered "junk bonds." Foreign investing involves risks not normally associated with investing solely in US securities. These include fluctuations in currency exchange rates, less public information about securities, less governmental market supervision, and the lack of uniform financial, social, and political standards. Foreign investing heightens the risk of confiscatory taxation, seizure or nationalization of assets, establishment of

currency controls, or adverse political or social developments that affect investments. The risks of foreign investing are generally magnified in the smaller and more volatile securities markets of the developing world. Liquidity risk exists when particular investments are difficult to sell. Investments by the Funds in foreign securities and those that are thinly traded, such as lower quality issuers, tend to involve greater liquidity risk. The market for certain investments may become illiquid under adverse market or economic conditions.

Effective duration is a measure of a fund's sensitivity to changes in interest rates and the markets. Effective duration accounts for the optionality embedded in call options and other security-specific covenants that can change expected cash flows as the result of the movement of interest rates. Longer durations tend to indicate greater sensitivity to interest rate changes than shorter durations.

The FTSE WorldBIG Bond Index is a multi-asset, multi-currency benchmark, which provides a broad-based measure of the global fixed-income markets. Investors cannot invest directly in the Index.

© 2025 Morningstar, Inc. All rights reserved. The information contained in the section labeled "Morningstar Ratings™" (1) is proprietary to Morningstar and/or its content providers; (2) may not be copied or distributed; and (3) is not warranted to be accurate, complete, or timely. Neither Morningstar nor its content providers are responsible for any damages or losses arising from any use of this information.

Distributor: Saturna Brokerage Services, a wholly-owned subsidiary of Saturna Capital and member FINRA / SIPC.

Morningstar Ratings™ ("Star Ratings") are as of March 31, 2025. The Morningstar Rating™ for funds, or "star rating," is calculated for funds with at least a three-year history. Exchange-traded funds and open-ended mutual funds are considered a single population for comparative purposes. It is calculated based on a Morningstar Risk-Adjusted Return measure that accounts for variation in a managed product's monthly excess performance (not including the effects of sales charges, loads, and redemption fees), placing more emphasis on downward variations and rewarding consistent performance. The top 10% of products in each product category receive 5 stars, the next 22.5% receive 4 stars, the next 35% receive 3 stars, the next 22.5% receive 2 stars, and the bottom 10% receive 1 star. The Overall Morningstar Rating for a managed product is derived from a weighted average of the performance figures associated with its three-, five-, and 10-year (if applicable) Morningstar Rating metrics. The weights are: 100% three-year rating for 36-59 months of total returns, 60% five-year rating/40% three-year rating for 60-119 months of total returns, and 50% 10-year rating/30% five-year rating/20% three-year rating for 120 or more months of total returns. While the 10-year overall star rating formula seems to give the most weight to the 10-year period, the most recent three-year period actually has the greatest impact because it is included in all three rating periods. In addition to the Overall Morningstar Rating™, the Fund was rated 3 Stars for the 3-year period, 3 Stars for the 5-year period, and 4 Stars for the 10-year period among 158, 151, and 123 Global Bond Funds, respectively.

© 2025 Saturna Capital Corporation. All rights reserved.