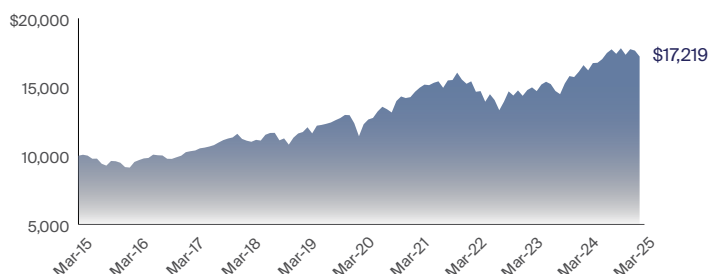


## Facts & Characteristics

Total Net Assets	\$26.07 million
Ticker	SCORX
CUSIP	804096600
Inception	Mar. 30, 2007
Minimum Investment	\$1,000 <sup>2</sup>
30-Day Yield	1.53%
Effective Duration	5.51 Years

## Growth of \$10,000<sup>1</sup>

Saturna Core Fund (SCORX)



## Average Annual Total Returns

	Since Inception <sup>3</sup>	1 Year	3 Year	5 Year	10 Year	Expense Ratio <sup>4</sup>
Saturna Core Fund (SCORX)	5.09%	3.79%	3.76%	8.56%	5.58%	0.74%
Bloomberg Developed Markets Large & Mid Cap Index	7.40%	7.48%	8.07%	16.56%	10.00%	n/a
Bloomberg Global Equity/Fixed Income 60/40 Index	3.40%	5.79%	4.25%	9.28%	6.21%	n/a
Bloomberg US Aggregate Index	3.04%	4.88%	0.52%	-0.40%	1.46%	n/a
S&P Global 1200 Index	7.59%	7.74%	8.17%	16.40%	10.07%	n/a
60/40 S&P Global 1200/Bloomberg US Aggregate Index	6.06%	6.65%	5.21%	9.59%	6.78%	n/a
Dow Jones Moderate Portfolio Index	5.58%	4.78%	3.16%	8.53%	5.59%	n/a

(as of March 31, 2025, Net of Fees)

## Top 10 Holdings

		% of Net Assets
United States Treasury Bond (6.250% 05/15/2030)	Bond	2.96%
United States Treasury Bond (3.375% 11/15/2048)	Bond	2.79%
Agnico-Eagle Mines	Equity	2.56%
Maryland St Cmnty Dev Admin Dept (6.362% 09/01/2053)	Bond	2.47%
Microsoft	Equity	2.20%

		% of Net Assets
Comcast Corp (5.650% 06/15/2035)	Bond	1.98%
BRKHEC (PacifiCorp) (6.00% 01/15/2039)	Bond	1.97%
Apple	Equity	1.92%
Dominion Energy	Equity	1.83%
Oracle Corp (2.95% 4/1/2030)	Bond	1.76%
<b>Total</b>		<b>22.44%</b>

## Investment Style

The Saturna Core Fund actively invests in a diversified portfolio of debt and equity securities. It normally invests 60% of its assets in equity securities and 40% in investment-grade, fixed-income securities (those rated Baa or higher, including government and convertible bonds).

- Targeted to investors seeking **long-term capital appreciation**
- Diversified** across industries, companies, and countries
- Tactical** allocation of stocks and bonds
- Value investment style**, favoring income-producing securities of more seasoned companies with market capitalizations greater than \$5 billion
- Balanced** approach moderated by secondary objective of capital preservation

## Portfolio Managers



Bryce Fegley MS, CFA®, CIPM®

Quantitative Lead, Portfolio Manager

25 / Years of Experience      24 / Years at Saturna



Levi Stewart Zurbrugg MBA, CPA®, CFA®

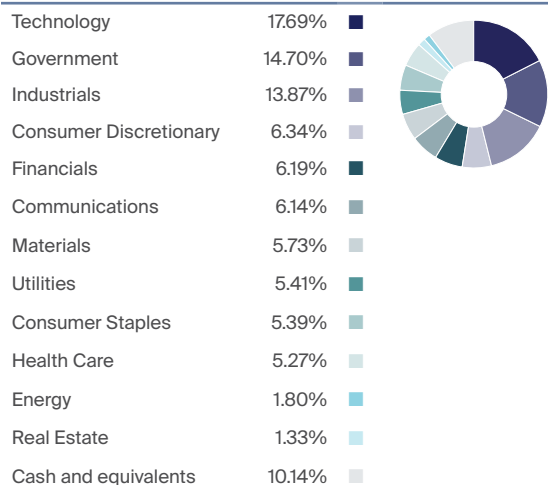
Senior Investment Analyst, Portfolio Manager

10 / Years of Experience      6 / Years at Saturna

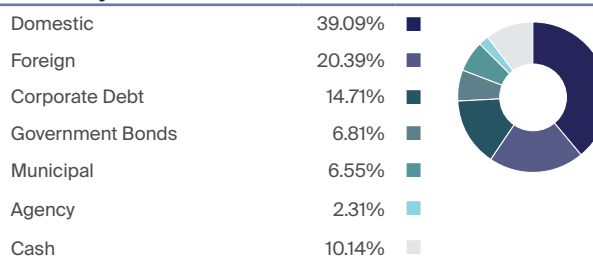
Please consider an investment's objectives, risks, charges, and expenses carefully before investing. For this and other important information about the Sextant Core Fund, please obtain and carefully read a free prospectus or summary prospectus from your financial adviser, at [www.sextantfunds.com](http://www.sextantfunds.com), or by calling toll-free 1-800-728-8762.

NOT FDIC INSURED | NOT BANK GUARANTEED | MAY LOSE VALUE

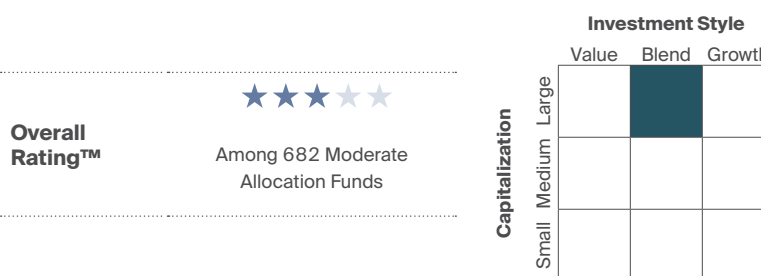
## Sector Allocation



## Security Allocation



## Morningstar Ratings™ and Style Box



## Important Disclaimers and Disclosures

<sup>1</sup> This chart illustrates the performance of a hypothetical \$10,000 invested at the beginning of the period and redeemed at the end of the period, and assumes reinvestment of all dividends and capital gains.

<sup>2</sup> The minimum investment requirement is waived for qualified retirement or benefit plans, including IRA, ESA, and HSA plans serviced as trustee by Saturna Trust Company.

<sup>3</sup> Saturna Core Fund began operations March 30, 2007.

<sup>4</sup> Expense ratio shown is as stated in the Fund's most recent Prospectus, dated March 31, 2025.

**Performance data quoted herein represents past performance, which is no guarantee of future results.** Investment return and principal value of an investment will fluctuate so that an investor's shares, when redeemed, may be worth more or less than their original cost. Current performance may be higher or lower than the performance data quoted herein. Performance current to the most recent month-end can be obtained by visiting [www.saturna.com/funds](http://www.saturna.com/funds) or calling toll-free 1-800-728-8762. The Saturna Core Fund cannot guarantee that its investment objective will be met. Securities of the Fund are offered and sold only through the prospectus or summary prospectus.

**Effective duration and modified duration** are measures of a fund's sensitivity to changes in interest rates and the markets. A fund's modified duration is a dollar-weighted average length of time until principal and interest payments must be paid. Longer maturities typically indicate greater sensitivity to interest rate changes than shorter maturities. Effective duration differs from modified duration in that it accounts for the optionality embedded in call options and other security-specific covenants that can change expected cash flows as the result of the movement of interest rates. Longer durations tend to indicate greater sensitivity to interest rate changes than shorter durations.

A fund's 30-Day Yield, sometimes referred to as "standardized yield" or "SEC yield," is calculated by dividing the net investment income per share during the preceding 30 days by the net asset value per share on the last day of the period. The 30-Day Yield provides an estimate of a fund's investment income rate but may not equal the actual income distribution rate. Saturna Capital, the Saturna Core Fund's investment adviser, does not subsidize the Fund's expenses.

**All data as of March 31, 2025, unless otherwise noted.**

**Risks:** Fund share prices, yields, and total returns will change with market fluctuations as well as the fortunes of the countries, industries, and companies in which it invests. Investment in the Saturna Core Fund entails the risks of both equity and debt securities, although it seeks to mitigate these risks through a widely diversified portfolio that includes foreign and domestic stocks and bonds. The Fund invests in the securities of foreign issuers, which are subject to political, regulatory, market, and economic uncertainties. The Fund invests in bonds which entail interest rate risk, generally falling in price when rates increase. Bonds also entail credit risk, which is the possibility that a bond will not pay interest or principal when due.

Bloomberg Developed Markets Large & Mid Cap Total Return Index is a float market-cap-weighted equity benchmark that covers the top 85% of market cap of the measured market.

The Bloomberg Global EQ:FI 60:40 Index is designed to measure cross-asset market performance globally. The index rebalances monthly to 60% equities and 40% fixed income.

The equities and fixed income are represented by Bloomberg Developed Markets Large & Mid Cap Total Return Index and the Bloomberg Global Aggregate Index respectively.

The Bloomberg US Aggregate Bond Index is a broad-based, flagship benchmark that measures the investment-grade, US dollar-denominated, fixed-rate taxable bond market.

The S&P Global 1200 Index is a global stock market index covering nearly 70% of the world's equity markets.

60% / 40% S&P Global 1200 Index / Bloomberg US Aggregate Index blends the S&P Global 1200 Index with the Bloomberg US Aggregate Index by weighting their total returns at 60% and 40%, respectively. The blend is rebalanced monthly and results reflect the reinvestment of dividends gross of foreign withholding taxes.

The Dow Jones Moderate Portfolio Index is a broad-based index of stock and bond prices that reflects no deductions for fees, expenses, or taxes. Investors cannot invest directly in the Index.

**The Morningstar Style Box™** reveals a fund's investment strategy. For equity funds, the vertical axis shows the market capitalization of the stocks owned and the horizontal axis shows investment style (value, blend, or growth).

**Morningstar Ratings™ ("Star Ratings") are as of March 31, 2025.** The Morningstar Rating™ for funds, or "star rating", is calculated for funds with at least a three-year history. Exchange-traded funds and open-ended mutual funds are considered a single population for comparative purposes. It is calculated based on a Morningstar Risk-Adjusted Return measure that accounts for variation in a managed product's monthly excess performance (not including the effects of sales charges, loads, and redemption fees), placing more emphasis on downward variations and rewarding consistent performance. The top 10% of products in each product category receive 5 stars, the next 22.5% receive 4 stars, the next 35% receive 3 stars, the next 22.5% receive 2 stars, and the bottom 10% receive 1 star. The Overall Morningstar Rating for a managed product is derived from a weighted average of the performance figures associated with its three-, five-, and 10-year (if applicable) Morningstar Rating metrics. The weights are: 100% three-year rating for 36-59 months of total returns, 60% five-year rating/40% three-year rating for 60-119 months of total returns, and 50% 10-year rating/30% five-year rating/20% three-year rating for 120 or more months of total returns. While the 10-year overall star rating formula seems to give the most weight to the 10-year period, the most recent three-year period actually has the greatest impact because it is included in all three rating periods. In addition to the Overall Morningstar Rating™, the Fund was rated 3 Stars for the 3-year period, 3 Stars for the 5-year period, and 3 Stars for the 10-year period, among 687, 641, and 489 Moderate Allocation Funds, respectively.

© 2025 Morningstar, Inc. All rights reserved. The information contained in the section labeled "Morningstar Ratings™ & Style Box™" (1) is proprietary to Morningstar and/or its content providers; (2) may not be copied or distributed; and (3) is not warranted to be accurate, complete, or timely. Neither Morningstar nor its content providers are responsible for any damages or losses arising from any use of this information.

**Distributor: Saturna Brokerage Services, a wholly-owned subsidiary of Saturna Capital and member FINRA / SIPC.**

© 2025 Saturna Capital Corporation. All rights reserved.