

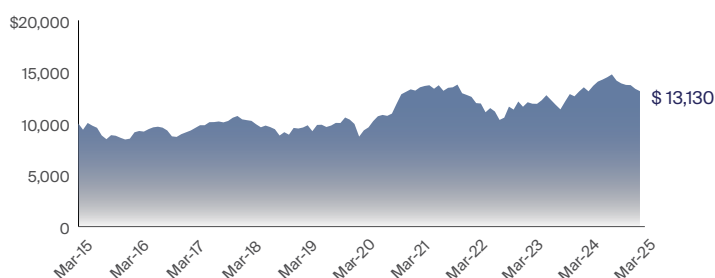
Facts & Characteristics

Total Net Assets \$127.37 million

	Investor Shares	Institutional Shares
Tickers	AMDWX	AMIDX
CUSIP	22865307	22865604
Inception	Sep. 28, 2009	Sep. 25, 2013
Minimum Investment	\$100	\$100,000 ²

Growth of \$10,000¹

Amana Developing World Fund Investor Shares (AMDWX)



Average Annual Total Returns	Since Inception ³	1 Year	3 Year	5 Year	10 Year	Expense Ratio ⁴
Investor Shares (AMDWX)	1.97%	-2.78%	1.44%	8.51%	2.76%	1.20%
Institutional Shares (AMIDX)	2.14%	-2.57%	1.66%	8.75%	2.96%	0.98%
MSCI Emerging Markets Index	4.10%	8.65%	1.91%	8.38%	4.11%	n/a

(as of March 31, 2025, Net of Fees)

Top 10 Holdings

% of Net Assets		% of Net Assets	
NVIDIA	8.04%	Unilever ADS	3.04%
Taiwan Semiconductor ADS	3.54%	Qualcomm	2.95%
Manila Electric	3.23%	Colgate-Palmolive	2.94%
UltraTech Cement	3.06%	Southern Copper	2.87%
Jabil	3.05%	Saudi Telecom	2.85%
Total		35.57%	

Investment Style

The Amana Developing World Fund actively seeks issuers that demonstrate sustainable financial characteristics as well as a commitment to identifying and managing sustainability-related risks.

- Sustainability factors considered include **resource efficiency, community and labor relations, board composition, and business ethics**
- Characteristics of financial sustainability include **management strength, low debt, and strong balance sheets**
- Screens exclude security issuers primarily engaged in higher Sustainability risk businesses; **no alcohol, tobacco, pornography, weapons, gambling, or fossil fuel extraction**
- Investments are made in accordance with **Islamic principles**
- Diversified** across countries of the developing world, currencies, and industries
- Targeted to investors seeking **value** and **diversification** beyond developed markets
- Global** scope, with focus on 30 emerging markets

Portfolio Managers



Monem Salam MBA
Director, Portfolio Manager

21 / Years of Experience

22 / Years at Saturna



Scott Klimo CFA®
Chief Investment Officer, Portfolio Manager

35 / Years of Experience

13 / Years at Saturna



Levi Stewart Zurbrugg MBA, CPA®, CFA®
Senior Investment Analyst, Portfolio Manager

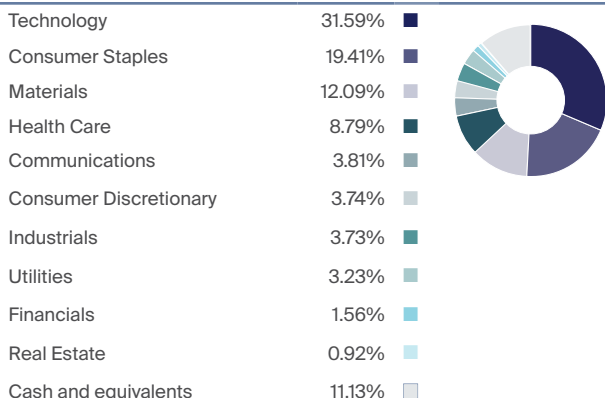
10 / Years of Experience

6 / Years at Saturna

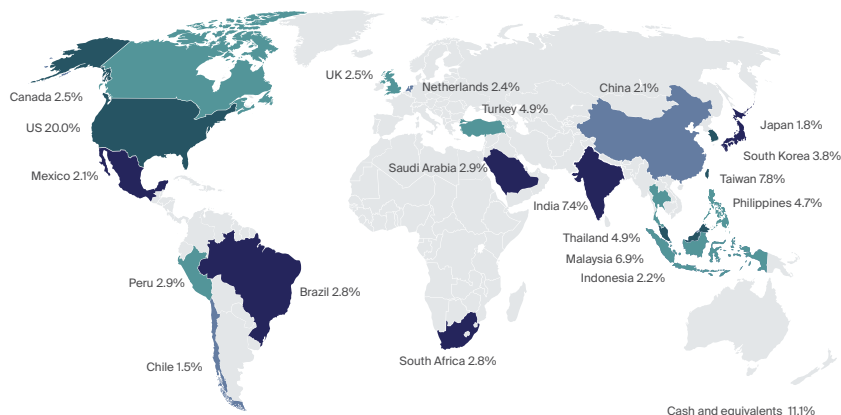
Please consider an investment's objectives, risks, charges, and expenses carefully before investing. For this and other important information about the Amana Developing World Fund, please obtain and carefully read a free prospectus or summary prospectus from your financial adviser, at www.amanafunds.com, or by calling toll-free 1-800-728-8762.

NOT FDIC INSURED | NOT BANK GUARANTEED | MAY LOSE VALUE

Sector Allocation



Country Allocation^A



^A Indicates country of domicile. Under normal circumstances, the Developing World Fund invests at least 80% of total net assets in common stocks of companies with significant exposure (50% or more of production assets, or revenues) to countries with developing economies and/or markets.

Morningstar Ratings™ and Style Box



Important Disclaimers and Disclosures

¹ This chart illustrates the performance of a hypothetical \$10,000 invested at the beginning of the period and redeemed at the end of the period, and assumes reinvestment of all dividends and capital gains.

² The minimum investment requirement on Institutional Shares is waived for qualified retirement or benefit plans, including IRA, ESA, and HSA plans serviced as trustee by Saturna Trust Company.

³ September 28, 2009.

⁴ Expense ratio shown is as stated in the Fund's most recent Prospectus, dated September 27, 2024.

Performance data quoted herein represents past performance, which is no guarantee of future results. Investment return and principal value of an investment will fluctuate so that an investor's shares, when redeemed, may be worth more or less than their original cost. Current performance may be higher or lower than the performance data quoted herein. Performance current to the most recent month-end can be obtained by visiting www.amanafunds.com or calling toll-free 1-800-728-8762. The Amana Developing World Fund cannot guarantee that its investment objective will be met. Securities of the Fund are offered and sold only through the prospectus or summary prospectus.

All data as of March 31, 2025, unless otherwise noted.

Risks: The Amana Developing World Fund limits the securities it purchases to those consistent with Islamic and sustainable principles. This limits opportunities and may affect performance. Fund share prices, yields, and total returns will change with market fluctuations as well as the fortunes of the countries, industries, and companies in which it invests. Foreign investing involves risks not normally associated with investing solely in US securities. These include fluctuations in currency exchange rates, less public information about securities, less governmental market supervision, and the lack of uniform financial, social, and political standards. Foreign investing heightens the risk of confiscatory taxation, seizure or nationalization of assets, establishment of currency controls, or adverse political or social developments that affect investments. These risks of foreign investing are generally magnified in the smaller and more volatile securities markets of the developing world.

The MSCI Emerging Markets Index, produced by Morgan Stanley Capital International, measures equity market performance in over 20 emerging market countries. The MSCI ACWI ex US Index is a broad measure of equity market performance throughout the world that excludes US-based companies. Investors cannot invest directly in the indices.

Morningstar Ratings™ ("Star Ratings") are as of March 31, 2025. The Morningstar Rating™ for funds, or "star rating", is calculated for managed products (including mutual funds, variable annuity and variable life subaccounts, exchange-traded funds, closed-end funds, and separate accounts) with at least a three-year history. Exchange-traded funds and open-ended mutual funds are considered a single population for comparative purposes. It is calculated based on a Morningstar Risk-Adjusted Return measure that accounts for variation in a managed product's monthly excess performance (not including the effects of sales charges, loads, and redemption fees), placing more emphasis on downward variations and rewarding consistent performance. The top 10% of products in each product category receive 5 stars, the next 22.5% receive 4 stars, the next 35% receive 3 stars, the next 22.5% receive 2 stars, and the bottom 10% receive 1 star. The Overall Morningstar Rating for a managed product is derived from a weighted average of the performance figures associated with its three-, five-, and 10-year (if applicable) Morningstar Rating metrics. The weights are: 100% three-year rating for 36-59 months of total returns, 60% five-year rating/40% three-year rating for 60-119 months of total returns, and 50% 10-year rating/30% five-year rating/20% three-year rating for 120 or more months of total returns. While the 10-year overall star rating formula seems to give the most weight to the 10-year period, the most recent three-year period actually has the greatest impact because it is included in all three rating periods. In addition to the Overall Morningstar Rating™, the Investor Shares were rated 4 Stars for the 3-year period, 5 Stars for the 5-year period, and 3 Stars for the 10-year period among 707, 632, and 430 Diversified Emerging Markets Funds, respectively. The Institutional Shares were rated 4 Stars for the 3-year period, 5 Stars for the 5-year period, and 4 Stars for the 10-year period among 707, 632, and 430 Diversified Emerging Markets Funds, respectively.

The **Morningstar Style Box™** reveals a fund's investment strategy. For equity funds, the vertical axis shows the market capitalization of the stocks owned and the horizontal axis shows investment style (value, blend, or growth).

© 2025 Morningstar, Inc. All rights reserved. The information contained in the section labeled "Morningstar Ratings™ & Style Box™" (1) is proprietary to Morningstar and/or its content providers; (2) may not be copied or distributed; and (3) is not warranted to be accurate, complete, or timely. Neither Morningstar nor its content providers are responsible for any damages or losses arising from any use of this information.

Distributor: Saturna Brokerage Services, a wholly-owned subsidiary of Saturna Capital and member FINRA / SIPC.

© 2025 Saturna Capital Corporation. All rights reserved.